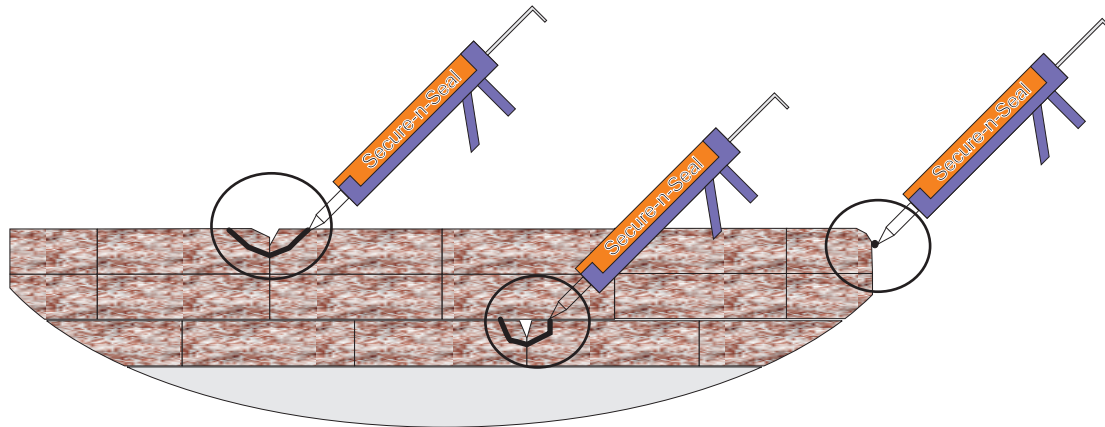
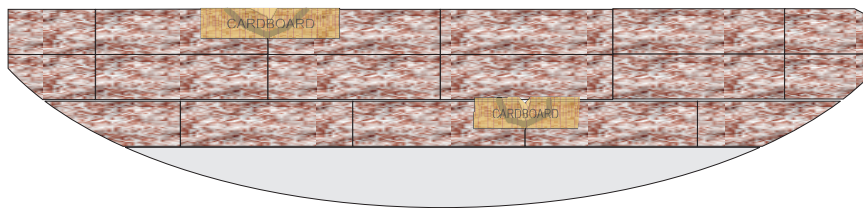


CRACK N SEAL APPLICATION

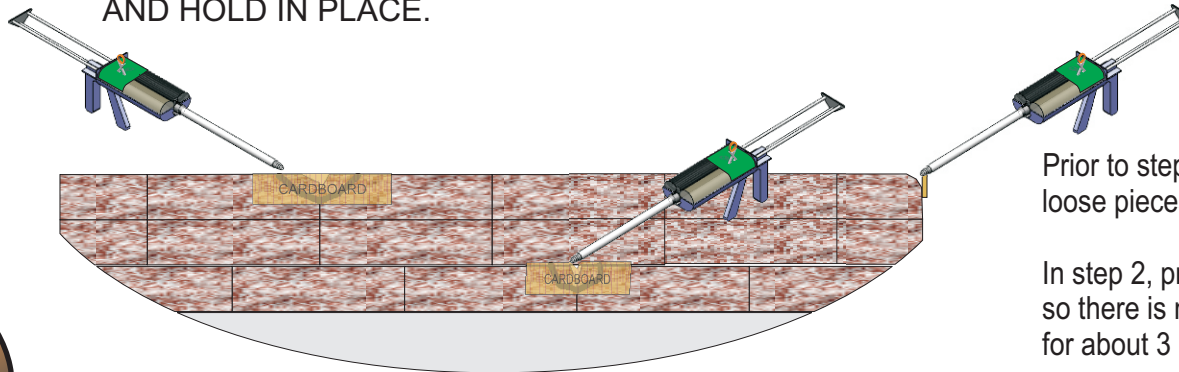
STORE ABOVE 60°F



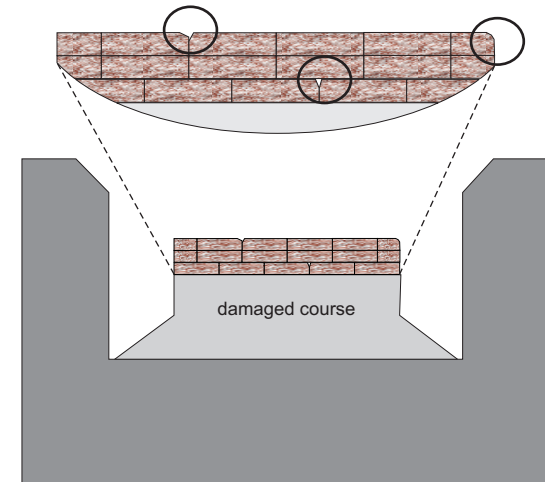
STEP 1 - APPLY SECURE N SEAL AS AN ADHESIVE



STEP 2 - TAKE STRIPS OF CARDBOARD AND STICK AND HOLD IN PLACE.



STEP 3 - FILL CRACKS UNTIL LEVEL OR FULL..



PRODUCT APPLICATION

Prior to steps 1 thru 3, wire brush structure and remove all loose pieces.

In step 2, press against cardboard to insure sealing the seam so there is no run off upon step 3. Let the Secure n Seal dry for about 3 minutes before starting step 3.

Cardboard can remain with structure and will eventually dissolve.



Made in the USA

Underground Technologies

Developing Underground Solutions for the 21st Century

(248)588-4050 - WWW.UGROUNDTech.COM

FOR CHEMICAL EMERGENCY

Spill, Leak, Fire, Exposure, or Accident

Call CHEMTREC Day or Night

Within USA and Canada 1-800-424-9300

Outside USA and Canada: +1 703-527-3887

(collect calls accepted)