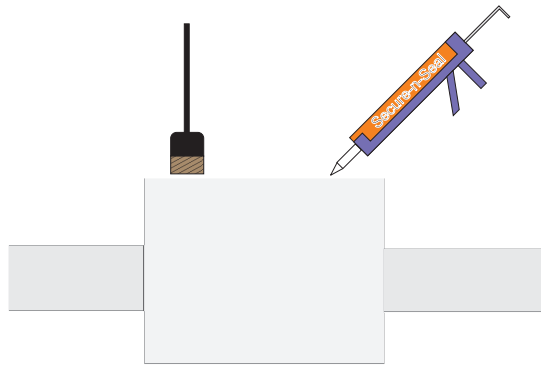


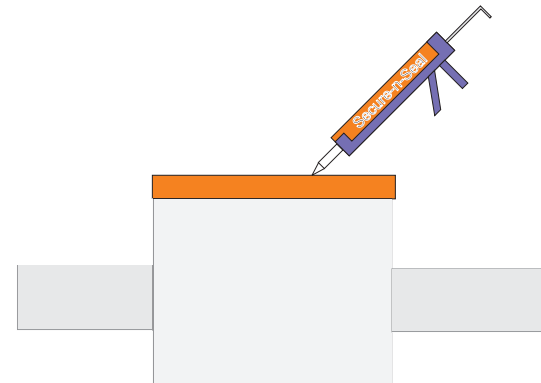
# CATCH BASIN INSTALLATION

STORE ABOVE 60°F



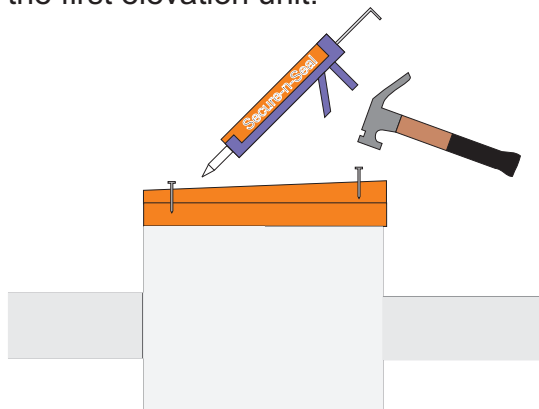
**STEP 1**

Clean top layer of all debris and fix all surface defects with UGT Crack n Seal and/o Grout n Patch. Apply UGT's Secure n Seal either to the structure or the bottom of the first elevation unit.



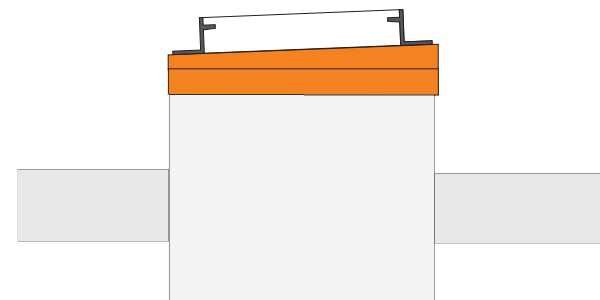
**STEP 2**

Install first elevation unit, Firmly press down and apply UGT's Secure n Seal to the top of the first elevation unit.



**STEP 3**

Optional, use a nail to hold the layers together while Secure n Seal sets up. Then apply Secure n Seal generously to secure the frame.



**STEP 4**

Wire brush the bottom of the frame to remove rust and loose debris. Install Frame, Press down firmly to insure complete bonding to the frame.



Made in the USA

**Underground Technologies**

Developing Underground Solutions for the 21st Century

(248)765-8966 - WWW.UGROUNDTECH.COM

**FOR CHEMICAL EMERGENCY**

Spill, Leak, Fire, Exposure, or Accident  
Call CHEMTREC Day or Night  
Within USA and Canada 1-800-424-9300  
Outside USA and Canada: +1 703-527-3887  
(collect calls accepted)